



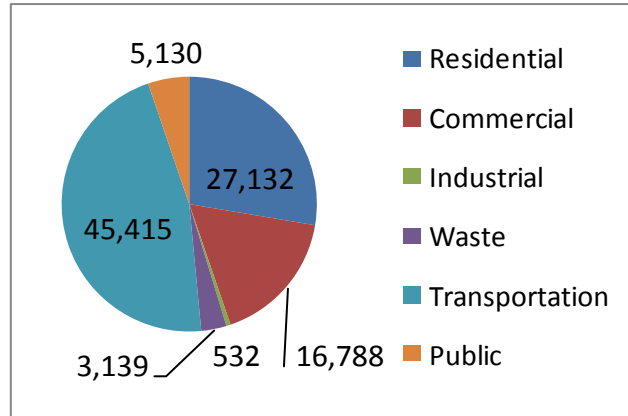
Fayette County Green Advisory Team

A collaborative of citizens for sustainability based in Fayetteville, WV
info@greenwv.org - www.greenwv.org

Fayetteville, WV Greenhouse Gas Emission Inventory – Baseline 2007 Results

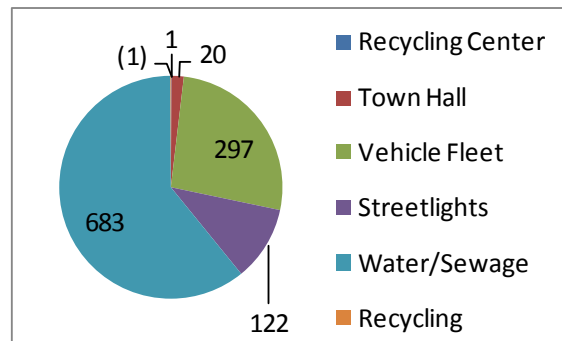
Community Aggregate Emission (CO2e tons)

Sector	CO2 e (tons)
2 Residential	27,132
Commercial	16,788
Industrial	532
Waste	3,139
1 Transportation	45,415
Public	5,130
Total	98,136



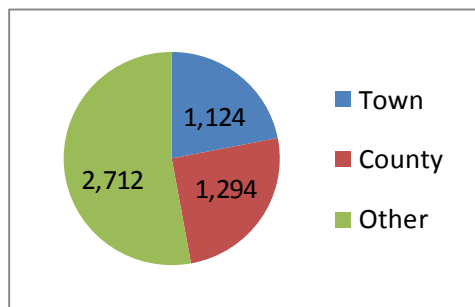
Town Government Emission (CO2e tons)

Usage	CO2 e (t)	CO2 e (%)
Recycling Center	1	0.1%
Town Hall	20	1.8%
1 Vehicle Fleet	297	26.5%
3 Streetlights	122	10.9%
2 Water/Sewage	683	60.9%
Recycling	(1)	-0.1%
Total	1,122	100.0%



Breakdown of Public Emission (CO2e tons)

Sector	CO2 e (t)	CO2 e (%)
Town	1,124	21.9%
County	1,294	25.2%
Other	2,712	52.9%
Total	5,130	100%



NOTES