



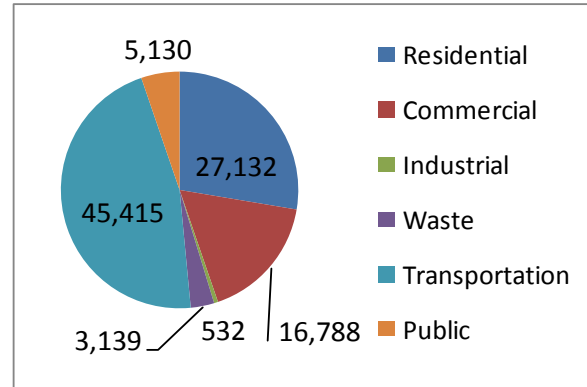
Fayette County Green Advisory Team

A collaborative of citizens for sustainability based in Fayetteville, WV
info@greenwv.org - www.greenwv.org

Fayetteville, WV Greenhouse Gas Emission Inventory – Baseline 2007 Results

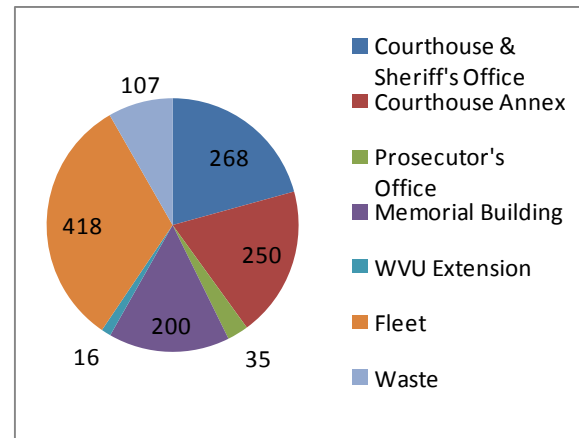
Community Aggregate Emission (CO₂e tons)

	Sector	CO ₂ e (tons)
2	Residential	27,132
	Commercial	16,788
	Industrial	532
	Waste	3,139
1	Transportation	45,415
	Public	5,130
	Total	98,136



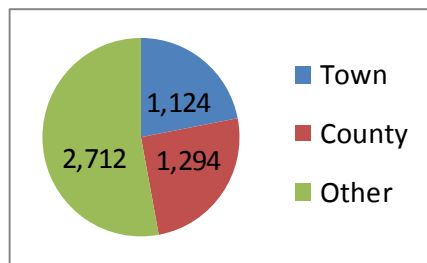
County Government Emission (CO₂e tons)

Use	CO ₂ e (t)	CO ₂ e (%)
Courthouse & Sheriff's Office	268	20.7%
Courthouse Annex	250	19.3%
Prosecutor's Office	35	2.7%
Memorial Building	200	15.5%
WVU Extension	16	1.2%
Fleet	418	32.3%
Waste	107	8.3%
Total	1,294	100%



Breakdown of Public Emission (CO₂e tons)

Sector	CO ₂ e (t)	CO ₂ e (%)
Town	1,124	21.9%
County	1,294	25.2%
Other	2,712	52.9%
Total	5,130	100%



NOTE